

Feedback Analysis Report 2022-2023

The IQAC of the College, through feedback committee designs and collects feedback forms its stakeholders to monitor and evaluate its performance quality of teacher, Curriculum and infrastructure. The feedback was collected from Teachers, students, Alumni, and Employers across all departments of curriculum.

The feedback collect from the stakeholders is analyzed by the feedback committee and sent to the principal for the action and the feedback provided is presented below.

The feedback targets following different content for different stakeholders:

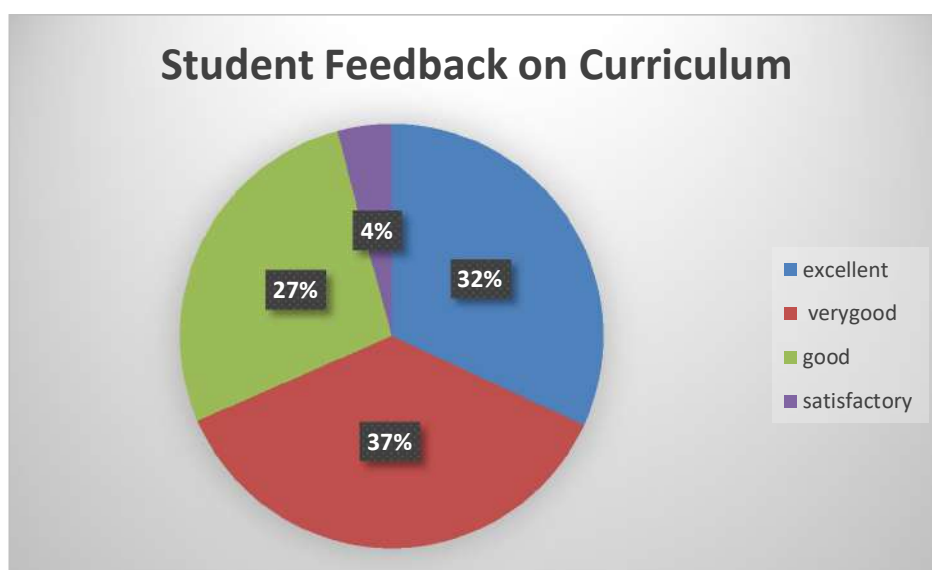
- ☐ For Students, it addressed curriculum and its learning related issues in terms of quality, competence, skills and professionalism. This feedback also considers other issues like delivery of curriculum by teachers.
- ☐ For Teachers, the feedback addressed issues like suitability the course and its need base, outcomes of the curriculum, relationship with course content and corresponding reference material, availability of reference materials in terms with curriculum, evaluation methods and curriculum delivery, etc.
- ☐ For employers, it addressed issues like general communication skills, developing solutions to real life problems, working in a team, creative challenges to challenges, organization skills, learning of new techniques, integration of technology for work as learnt through the curriculum.
- ☐ For alumni, it aimed for responses on adequateness of courses curriculum, sufficiency of syllabus content in context of current professional standards and curriculum design in context of development of self-directed learning and problem solving approach.

Student Feedback on Curriculum

Regarding student feedback on curriculum, four point Likert type scale was used measuring the performance from excellent to poor, 873 randomly selected students from various streams were given a questionnaire that assessed 11 parameters like – how was the syllabus, was the syllabus covered in the class, whether syllabus was career oriented, availability of textbook study materials, usefulness of test and assignments, interest generated by the teacher regarding syllabus, whether the syllabus was related to your local need, emphasis given on values and ethics, academic relevance between examination and syllabus, organization of co-curricular and extracurricular activities and fairness of evaluation. The results showed 29.58% Excellent ,

33.89% of the students regarded the very good , 25.41% as good, 3.8 % as Satisfactory, 1.05 % Poor; thus indicating majority of the students have a positive view towards the curriculum.

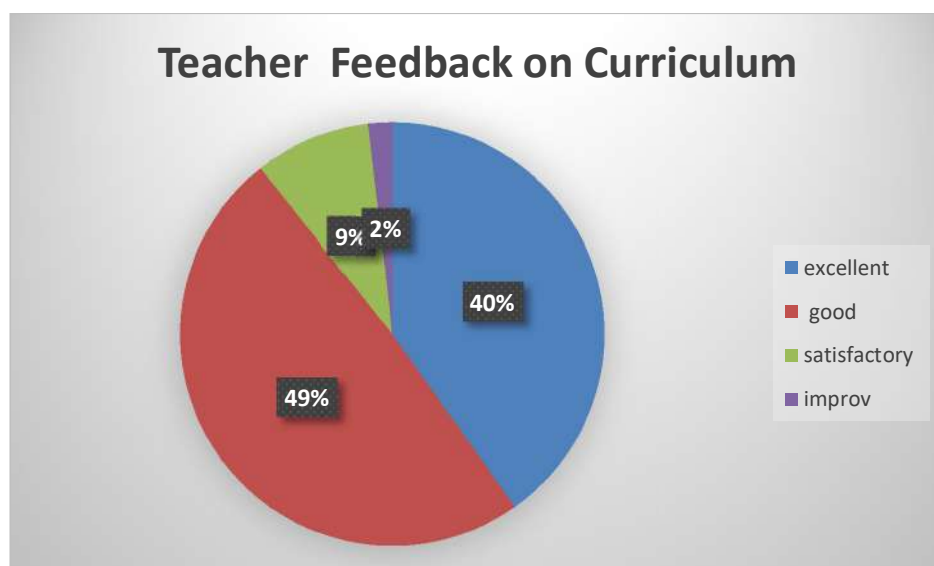
Feedback Parameters Related to curricular/ Syllabi	Poor	Satisfactory	Good	Very Good	Excellent
Student Feedback on Curriculum	1.05 %	3.8 %	25.41%	33.89%	29.58%



Teachers Feedback on Curriculum

Regarding teachers feedback on curriculum, 80 faculty were selected , they were assessed on 12 parameters on a Likert type four point scale ranging from Excellent to Improvement required, the parameters included are – Syllabus in Suitable to the Programme, Syllabus is need base, Aims and objectives of the syllabi, Course content, Ample time to complete the syllabus, Training of teachers on syllabus, Employability of the syllabus for the student, Procedure to introduce new syllabus, Books Prescribed as reference material, Reflection of local need/Society in the Syllabus, Research Scope in the syllabus for the students and Evaluation system. The results revealed 38.45 % of teachers regarded curriculum as Excellent, 47 % regarded as Good, 8.47 % as Satisfactory and 1.74 % suggested Unsatisfactory is required.

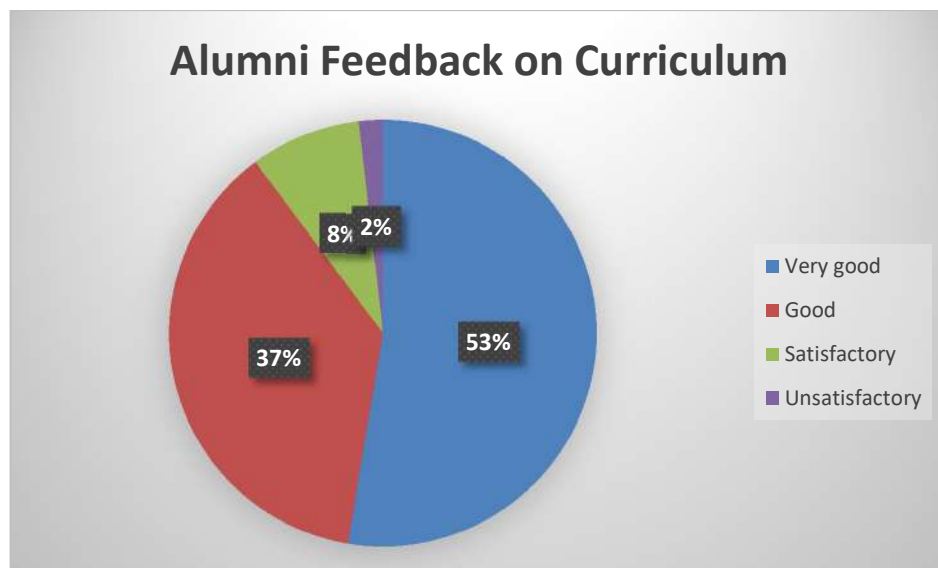
Feedback Parameters Related to curricular/ Syllabi	Improvement Required	Satisfactory	Good	Excellent
Student Feedback on Curriculum	1.74 %	8.47 %	47 %	38.45 %



Alumni Feedback on Curriculum

Regarding Alumni feedback on curriculum, four point Likert type scale was used measuring the performance from excellent to satisfactory, 382 randomly selected alumni students from various streams were given a questionnaire that assessed 10 parameters like – The Syllabus was, whether syllabus was career oriented, Availability of textbook / Study materials., usefulness of test and assignments, interest generated by the teacher regarding syllabus, whether the syllabus us related to your local need, emphasis given on values and ethics, Emphasis on values and ethics , organization of co-curricular and extracurricular activities, Employability of syllabus and Overall grading. The results showed 52.91% of the Alumni regarded the curriculum as very good , 37.4% as good, 8.43 % as Satisfactory , 1,8 % as Unsatisfactory ; thus indicating majority of the students have a positive view towards the curriculum.

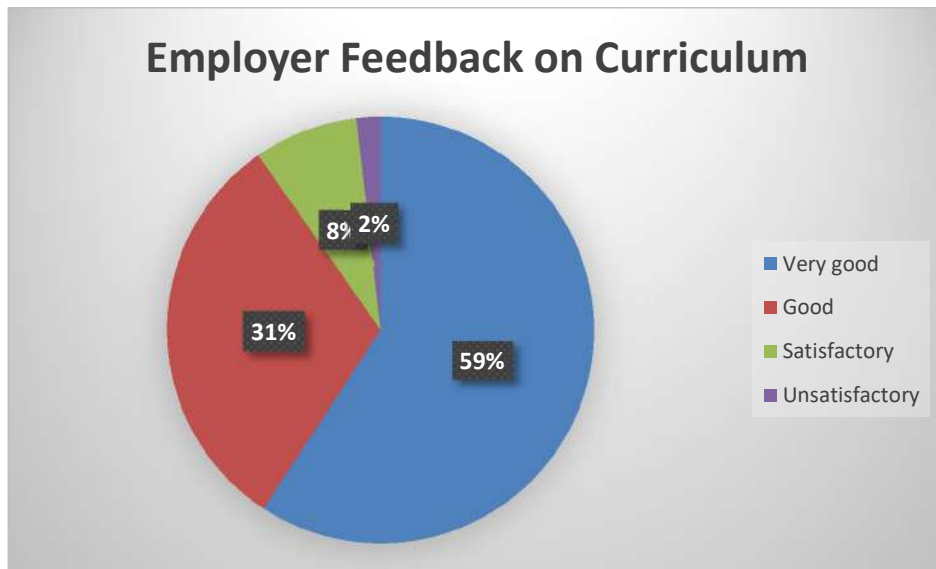
Feedback Parameters Related to curricular/ Syllabi	Unsatisfactory	Satisfactory	Good	Very Good
Student Feedback on Curriculum	1.8%	8.43%	37.4%	52.91%



Employers Feedback on Curriculum

Regarding employers feedback on curriculum, 67 were selected , they were assessed on 11 parameters on a Likert type four point scale ranging from Excellent to satisfactory, the parameters included are – Syllabus in Suitable to the Program, Syllabus is need base, Aims and objectives of the syllabi, Course content, Ample time to complete the syllabus, Training of teachers on syllabus, Employability of the syllabus for the student, Procedure to introduce new syllabus, Books Prescribed as reference material, Reflection of local need/Society in the Syllabus and Research Scope in the syllabus for the students. The results revealed 66.22 % of employers regarded curriculum as Very good, 34.72% as Good, 8.82% as Satisfactory and 2.04% suggested is Unsatisfactory.

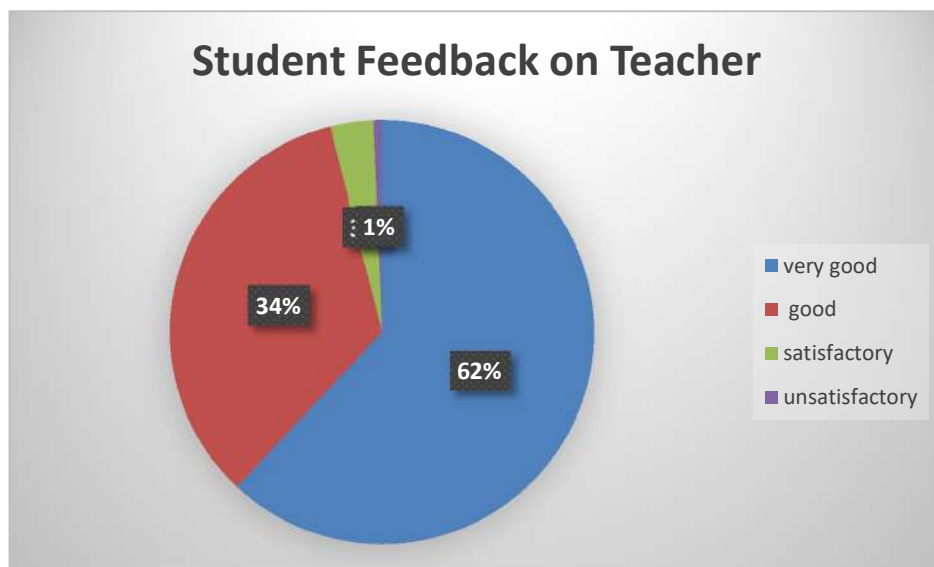
Feedback Parameters Related to curricular/ Syllabi	Unsatisfactory	Satisfactory	Good	Very Good
Student Feedback on Curriculum	2.04%	8.82%	34.72%	66.22 %



Student Feedback on Teacher

Regarding Students feedback on Teacher, four point Likert type scale was used measuring the performance from very good to unsatisfactory, 810 randomly selected Teacher were given a questionnaire that assessed 12 parameters like – Knowledge base of the teacher, Communication skill (in term articulation and comprehensibility), Sincerity / Commitment of the teacher, Interest generated by the teacher, Ability to integrate course material with environment / other issues, to provide a broader perspective and integrate content with other courses, Accessibility of the teacher in and out of the class (include availability of the teacher to motivate further study and discussion outside class.), Ability to design Quizzes / Tests / Assignment / Examinations and projects to evaluate students understanding of the course, Provision of sufficient time for feedback and overall impression. The results showed 61.91% Very Good , 34.07% of the Teacher regarded Good , 3.25 % as Satisfactory, 0.66 % as Unsatisfactory; thus indicating majority of the students have a positive view towards the teachers community.

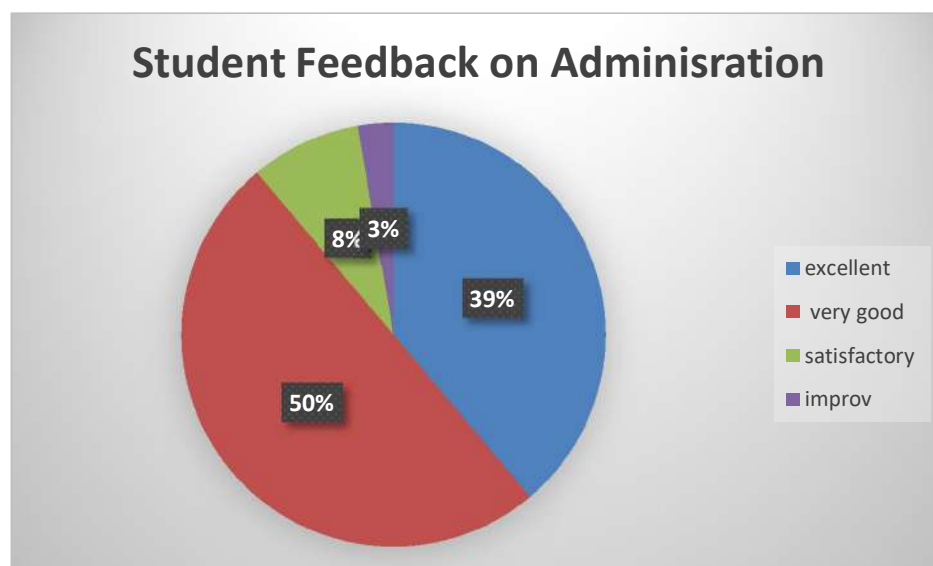
Feedback Parameters Related to the Teacher	Unsatisfactory	Satisfactory	Good	Very Good
Student Feedback on the Teacher	0.66 %	3.25 %	34.07%	61.91%



Student Feedback on Administration

Regarding Students feedback on Administration, four point Likert type scale was used measuring the performance from Excellent to Improvement required; 511 randomly selected Teacher were given a questionnaire that assessed 18 parameters like – Are the required number of titles in your subject available in the library? Are satisfied with the available reading space in the Library? Are the Library Staff co-operative and helpful? Are you able to make use of Xerox facility in the Library? Are you able to access internet center as and when you require? Are there enough number of nodes available in the internet center? In the office helpful in administrative matters, do you receive the marks statements in time? Are there enough clean class rooms available in the college? Are the toilets cleaned properly? Are you provide with enough drinking water? Are you happy with the food served in the present canteen? Do you think that your grievances of a placement cell in the college? Are you aware of the functioning of a placement cell in the college? Are the lab. Equipment's is proper working conditions? Are you provided with adequate quantity of equipment for carrying out lab activities? Are you aware of the NCC, NSS, Sports, and Culture Activities in the college? Do you get facilities to avail different scholarships? The results showed 37.73% Excellent, 48.53% of the student regarded Very Good , 8.17 % as Satisfactory, 2.64 % as Improvement required; thus indicating majority of the students have a positive view towards the administration.

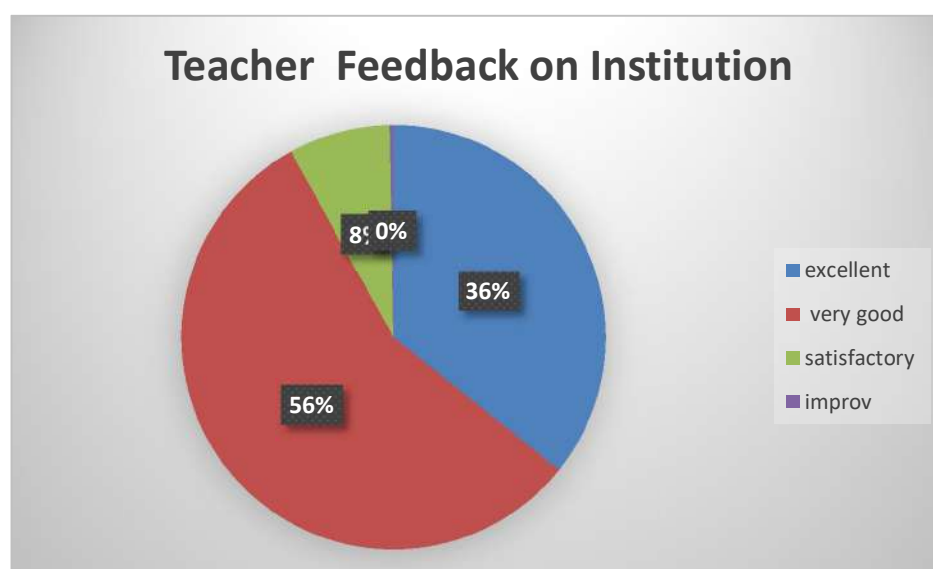
Feedback Parameters Related to the Administration	Improvement required	Satisfactory	Very Good	Excellent
Student Feedback on the Administration	2.64 %	8.17 %	48.53%	37.73%



Teacher Feedback on Institution

Regarding Teacher feedback on Institution, four point Likert type scale was used measuring the performance from excellent to Improvement required, 55 randomly selected Teacher were given a questionnaire that assessed 12 parameters like – administration Office-teacher relation, Campus of Institution, about the classroom/laboratories, facilities of staff-room, library facilities including books, reference books, newspapers, journals etc., Institution Head and teachers relationship, Scope for academic development, research facilities provided, sanitary and other facilities, scope of organize different activities, Resources provided for teaching and other activities and overall impression. The results showed 34.40% Excellent, 54.09% of the Teacher regarded very good, 7.43 % as Satisfactory, 0.03 % as Improvement required; thus indicating majority of the Teacher have a positive view towards the institution.

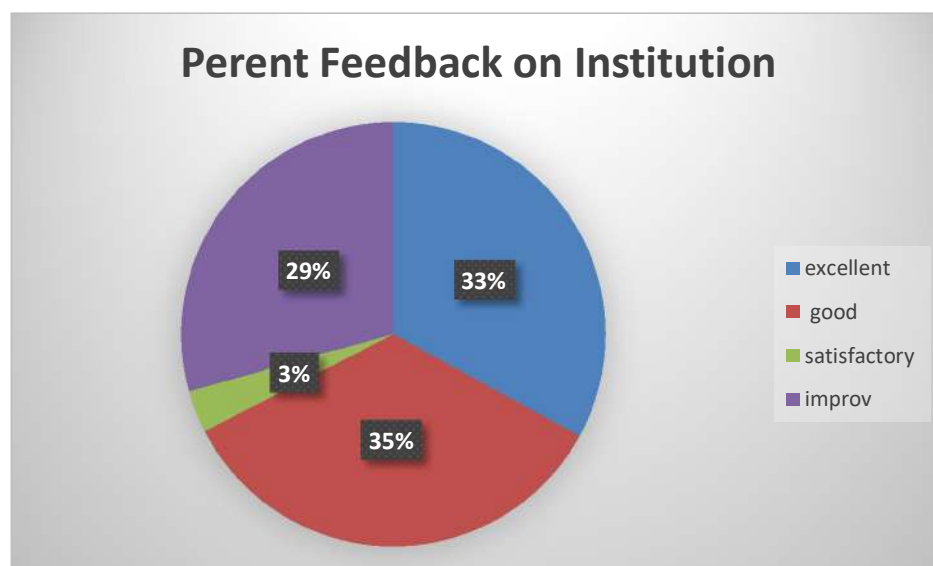
Feedback Parameters Related to the Institution	Improvement required	Satisfactory	Very Good	Excellent
Teacher Feedback on the Institution	0.03 %	7.43 %	54.09%	34.40%



Parent Feedback on Institution

Regarding Parent feedback on Institution, four point Likert type scale was used measuring the performance from excellent to Improvement required, 506 randomly selected Parent were given a questionnaire that assessed 12 parameters like – Admission procedure, quality and sincerity and commitment of the teachers, academic discipline, other activities like NSS, NSS, sports and culture, Atmosphere of campus/ classrooms/laboratories, Library facilities, security for female students, work culture observation, facilities for competitive and other examinations, Improvisation their wards during study and overall satisfaction. The results showed 29.58% Excellent, 33.89% of the Parents regarded good, 3.8 % as Satisfactory, 1.05 % Improvement required; thus indicating majority of the Parents have a positive view towards the institution.

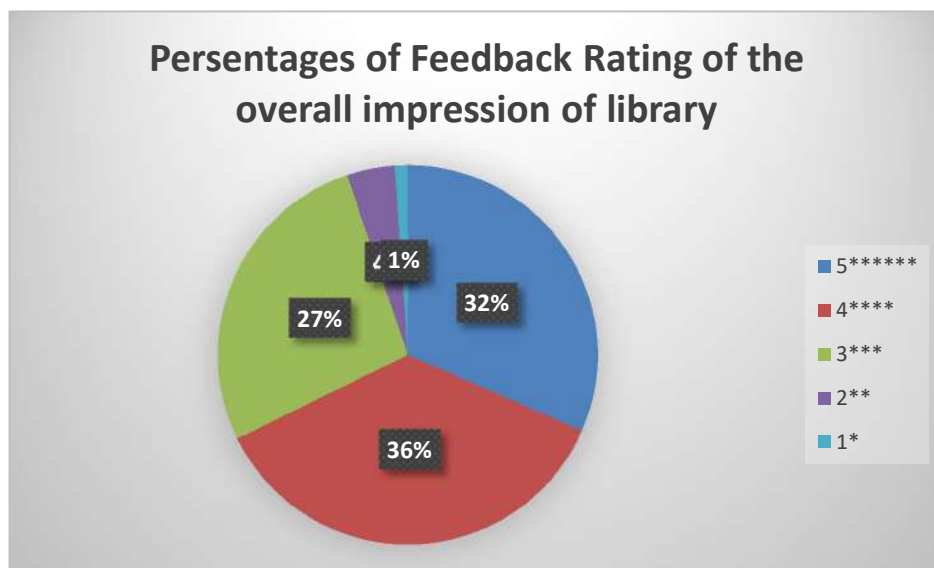
Feedback Parameters Related to the Institution	Improvement required	Satisfactory	Good	Excellent
Parent Feedback on the Institution	1.08 %	4.5 %	48.38%	46.27%



Feedback on Library

Regarding teaching staff, non-teaching staff, student, stake-holders, and other visitors, feedback on Library, Four (or a few with less and more points) point Likert type scale was used measuring the performance from excellent to poor, Out of all these 157 randomly selected people were given an overall library impression questionnaire in which 10 parameters were assessed for evaluation. Following is the rating chart evaluated by them. The results showed 33.8 as 5*****, 26.1 of the these regarded 4*****, 17.8 as 3***, 7.6 as 2** and 14.6 as 1* rating. Thus indicating majority of the Teacher have a positive view towards the library.

Rating of Overall impression of our Library	5*****	4*****	3***	2**	1*
Percentage of feedback given	33.8	26.1	17.8	7.6	14.6

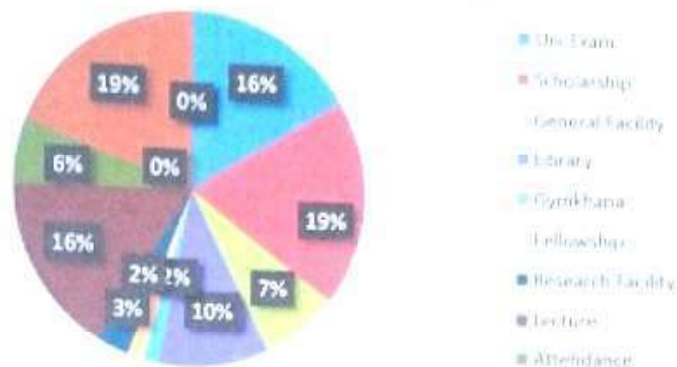


Student Grievance

While analyzing the Grievances of total 75 students from various streams. A total of 14 categories have been prescribed for student Grievances. The categories of complaints are as follows-University Examination, Scholarship, Infrastructure, General Facility, Library, Gymkhana, Fellowship, Research Facility, Lecture, Attendance, Bonafide, CIE, Sexual harassment, Raging. Among them following are the categories of complaints and their percentage. University Examination -20%, Scholarship a- 23.6%, General Facility-9.1%, Library-12.7%,Gymkhana-1.8%,Fellowship-1.8%, Research Facility-3.6%, Lecture-20%, Attendance-7.3% Sexual Harassment-23.6 etc. Most of the complaints are related to Scholarships, Sexual Harassment, University Examinations and Lecture as well as Libraries. They have been remedied immediately.

Category Related to the Student Grievance s	Uni vers ity Exa min atio n	Sc hol ars hip	Infrastr ucture	Gener al facilit y	Lib rar y	G y m k h a n a	fell ow shi p	Re sea rch Fac ilit y	Bo naf ide	l e c t u r e	C E	A tt e n d a n c e	Se xua l Ha ras sm ent	Rag gin g
Total percentag e of Student Grievance s	20	23. 6	--	9.1	12. 7	1. 8	1.8	3.6		2 0		7. 3	23. 6	

Student Grievance- Percentage by prescribed Categories



Student Feedback General

Regarding Student feedback General, five point Likert type scale was used measuring the performance from excellent to unsatisfactory, 564 randomly selected Student were given a questionnaire that assessed 30 parameters like Class Room, Play Grounds, Gymkhana, Cycle Stand, Toilet, Cleanliness, Drinking Water, Office Working, Library Working, Library Books and Journals, Laboratory, Laboratory Working, Book bank, Internet cafe, Canteen Facilities, Extracurricular Activities, Relation with Teachers, Relation with Administrative Staff, Relation with Administrative Staff, Do you find all the information needed in the prospectus and Specific Suggestion in any for improvement. Infrastructure like gymnasium, library, playground etc. Some students have suggested to increase. Overall though from general feedback Majority of students indicate that they have a positive attitude in almost all aspects.




PRINCIPAL
Karmveer Bhaurao Patil College
URUN-ISLAMPUR, (Sangli)